



COMPASS

October 2021

Leonia Market Insights

Leonia

OCTOBER 2021

UNDER CONTRACT

| | | |
|------------------------|------------------------|------------------------|
| 8 | \$727K | \$614K |
| Total Properties | Average Price | Median Price |
| -11% | 11% | -4% |
| Decrease From Oct 2020 | Increase From Oct 2020 | Decrease From Oct 2020 |

UNITS SOLD

| | | |
|------------------------|----------------------|------------------------|
| 11 | \$630K | \$455K |
| Total Properties | Average Price | Median Price |
| 83% | -1% | -19% |
| Increase From Oct 2020 | Change From Oct 2020 | Decrease From Oct 2020 |

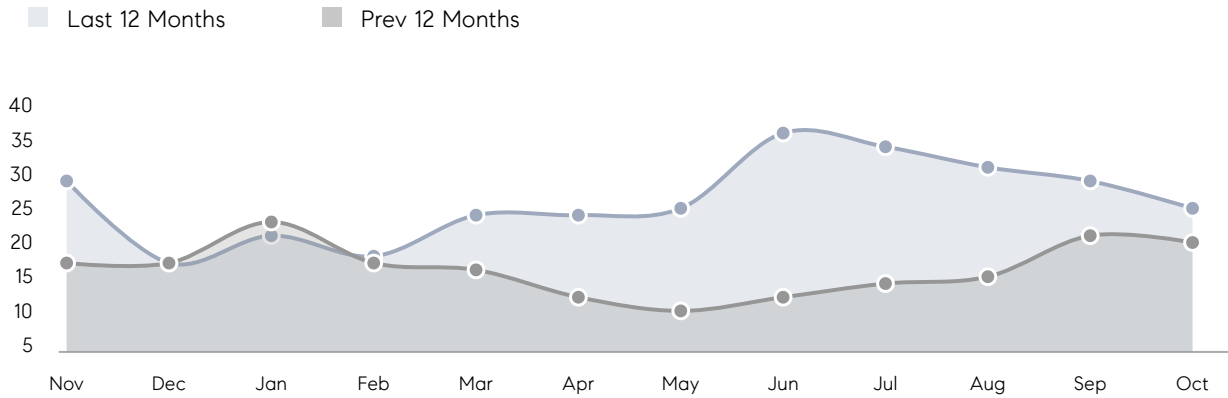
Property Statistics

| | | Oct 2021 | Oct 2020 | % Change |
|----------------|--------------------|-----------|-----------|----------|
| Overall | AVERAGE DOM | 59 | 46 | 28% |
| | % OF ASKING PRICE | 98% | 97% | |
| | AVERAGE SOLD PRICE | \$629,500 | \$633,333 | -0.6% |
| | # OF CONTRACTS | 8 | 9 | -11.1% |
| | NEW LISTINGS | 6 | 8 | -25% |
| Houses | AVERAGE DOM | 33 | 46 | -28% |
| | % OF ASKING PRICE | 100% | 97% | |
| | AVERAGE SOLD PRICE | \$697,944 | \$633,333 | 10% |
| | # OF CONTRACTS | 8 | 7 | 14% |
| | NEW LISTINGS | 6 | 7 | -14% |
| Condo/Co-op/TH | AVERAGE DOM | 176 | - | - |
| | % OF ASKING PRICE | 88% | - | |
| | AVERAGE SOLD PRICE | \$321,500 | - | - |
| | # OF CONTRACTS | 0 | 2 | 0% |
| | NEW LISTINGS | 0 | 1 | 0% |

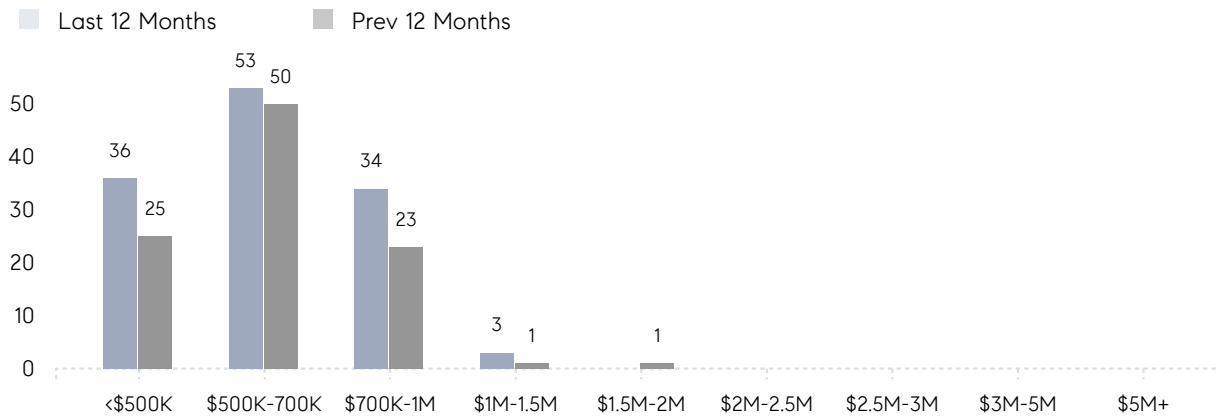
Leonia

OCTOBER 2021

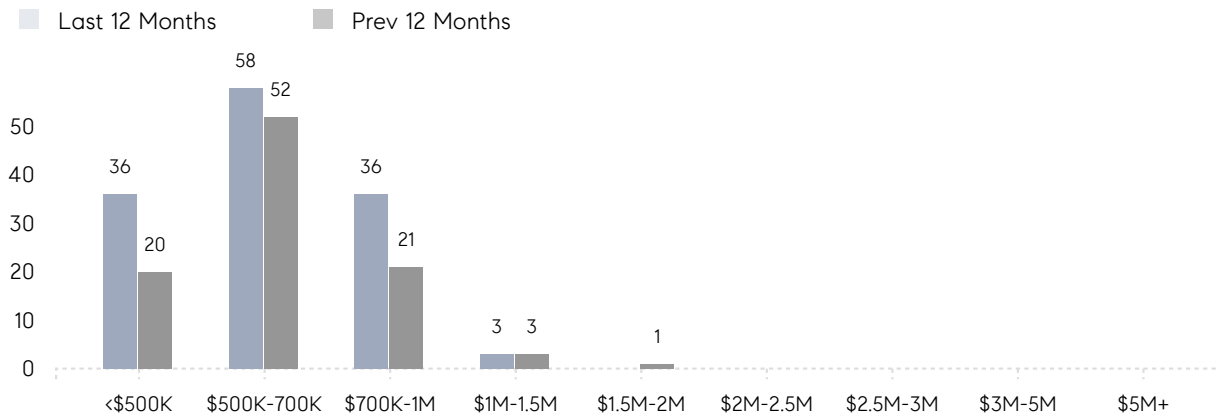
Monthly Inventory



Contracts By Price Range



Listings By Price Range





COMPASS

Compass makes no representations or warranties, express or implied, with respect to future market conditions or prices of residential product at the time the subject property or any competitive property is complete and ready for occupancy or with respect to any report, study, finding, recommendation or other information provided by Compass herein. Moreover, no warranty, express or implied, is made or should be assumed regarding the accuracy, adequacy, completeness, legality, reliability, merchantability or fitness for a particular purpose of any information, in part or whole, contained herein. All material is presented with the understanding that Compass shall not be deemed to provide legal, accounting or other professional services. This is not intended to solicit the purchase or sale of any property. Any and all such warranties are hereby expressly disclaimed. Equal Housing Opportunity.

© Compass. All Rights Reserved. This information may not be copied, used or distributed without Compass' consent.